



Contents lists available at ScienceDirect

Materials Today: Proceedings

journal homepage: www.elsevier.com/locate/matpr

Optimization of multi parameters of WEDM using ANN based on principal component analysis for AA6063/B₄C metal matrix composites

R. Amuthakkannan^a, K. Vijayalakshmi^b, M. Kamarunisha^c, Selva Ganesh Kumar^d, Paul Ajithkumar^e, P. Vikram^f

^a Department of Mechanical and Industrial Engineering, College of Engineering, National University of Science and Technology, Muscat, Oman

^b Department of Electrical and Communication Engineering, College of Engineering, National University of Science and Technology, Muscat, Oman

^c Department of Computer Applications, Dhanalakshmi Srinivasan College of Arts and Science for Women (Autonomous), Perambalur, Tamil Nadu, India

^d Department of Mechanical Engineering, Wollega University, Ethiopia

^e Department of Botany, Bishop Heber College (Autonomous), Puthur, Tiruchirappalli 620017, Tamil Nadu, India

^f Department of Mechanical Engineering, St. Martin's Engineering College, Secunderabad, Telengana, India

ARTICLE INFO

Article history:

Available online xxxx

Keywords:

Propylene
Carbon fiber
Mechanical properties
Plasma treatment, MMC, PCA

ABSTRACT

Improved mechanical characteristics for composites using a linear low-density propylene (PP) matrix and a carbon fibre (CF) filler were the focus of this study. The material was fabricated by a hand layup process in an oven. Oxygen plasma treatment of the PP matrix enhanced adherence. Before being filtered and dried for manufacture, CF and PP were first combined with standard stirring, ultrasonication, and mechanical stirring. The highest tensile strength was achieved in plasma-treated propylene (PPP) with 10 wt% CF, with overall property performance increasing by 13.46 % comparison to non-PP with the same CF addition. Tensile strength was reduced from 19.4 MPa to 18.3 MPa when carbon fibers were added at 14 and 16 wt%. As a result of CF aggregation with plasma-treated and untreated PP, tensile strength (TS) was reduced. Better tensile qualities were seen in a factory setting with temperatures of 180 °C for 20 min. After plasma treatment, the PP/8% CF blend had a flexural strength (FS) of 26.19 MPa, which was higher than that of untreated PP by a significant margin.

Copyright © 2023 Elsevier Ltd. All rights reserved.

Selection and peer-review under responsibility of the scientific committee of the 2 nd International Conference on Advanced Materials and Nanotechnology.

1. Introduction

Thin films, adhesives, medical implants, electronics, batteries, and orthopaedics are just some of the many uses for propylene, which is why it is one of the most useful polymers [1–3]. For commercial use, rotomolding is the typical method of production. Fillers and reinforcements are added to the propylene (PP) matrices to increase their usefulness in a variety of contexts [4,5]. The bond strength between fibres and the matrix is a major factor in how well composites perform mechanically. Increased compatibility between fibres and matrix is one of these benefits, and plasma treatment of propylene matrices is one way to achieve it. By

applying a plasma to composites, the surface roughness and hardness can be increased [6,7].

Better bonding is achieved via plasma treatment with oxygen when two polarity-opposed matrices, such as propylene and polyamide (PA), are sandwiched together. The 7.689 N/mm peel strength is more than twice as high as that of untreated samples. PP samples delaminated without intervention. The flexural strength of PP and PP treated with plasma was 35.40 MPa, which is higher than the flexural strength of an untreated mixture (31.80 MPa) [8]. Improved tensile, flexural, and impact properties were observed in PP that had been treated with plasma, and the material's inherent reinforcements were not compromised in the process. Adherence of composites is improved by the treated PP's functional groups reacting with the hydroxyl groups in the lignocellulosic coir fibres [9]. Tensile strength was greatest in 10 % glass fibre (GF) reinforced plasma polypropylene (PP) composites. Authors found that plasma-treated PP with 20 % GF had the highest tensile modulus [10,11].

E-mail addresses: amuthakkannan@nu.edu.om (R. Amuthakkannan), vijayalakshmi@nu.edu.om (K. Vijayalakshmi), kamar6672@gmail.com (M. Kamarunisha), lectselva@gmail.com (S. Ganesh Kumar), ipajith@gmail.com (P. Ajithkumar), vikram.pulusuganti@gmail.com (P. Vikram)

<https://doi.org/10.1016/j.matpr.2023.05.554>

2214-7853/Copyright © 2023 Elsevier Ltd. All rights reserved.

Selection and peer-review under responsibility of the scientific committee of the 2 nd International Conference on Advanced Materials and Nanotechnology.

Carbon fiber is a very desirable material for use in a wide variety of industries, including the automotive, sporting, and aviation sectors owing to its exceptional corrosive resistance, mechanical characteristics, and outstanding coefficient of thermal expansion. Composites made from polypropylene (PP) and high-density propylene (HDPP) have improved impact, tensile, and flexural characteristics by 60 %, 18 %, and 23 %, respectively, when up to 20 % carbon fibre was added [12,13]. When the fiber-to-resin ratio increases, the mechanical characteristics of the composites suffer because of a phenomenon called agglomeration. Using 80 % by weight carbon fiber led to a maximal FS of 65.21 MPa and enhanced hardness equated to further epoxy resin mixtures [14]. The tensile strength and tensile modulus (TM) of HDPP were enhanced when carbon fibres were introduced at a concentration of up to 25 wt%. The TS and TM of CF/high-density polypropylene (HDPP) composite were improved by spraying 2 wt% carbon nanotubes (CNTs) over the materials. Recycled carbon fibers can be used in cars and other industrial uses much like fresh carbon fibers, but at a far lower price. But they don't have the mechanical properties of polymer matrices [15–17].

Carbon fibres' tensile characteristics were marginally improved after treatment with oxygen plasma at 80 W. Shear strength at the interface increased to 72 MPa after being treated with 20 W of plasma [18,19]. Epoxy-based matrix polymers with shape memory enhanced mechanical capabilities when combined with continuous and short carbon fibres. Carbon strengthened materials like CF, single- and multi-wall CNT, and carbon black (CB) have found usage in electrical conductivity applications with a wide range of thermo- and thermo-setting polymers. Composites produced from propylene showed a decrease in mechanical properties when carbon black and carbon nanotube fillers were added [20].

Plasma treatment of a composite comprising polycarbonate, carbon fiber, and CNT improved the composite's dynamical mechanical characteristics [21,22]. Surface roughness was enhanced and mechanical interlocking between CF and PEEK was achieved using radiofrequency plasma treatment with air, argon, or a mixture of the two gases. The interfacial strength of the PEEK composites improved as a result. Surface-energy-rich materials including glass/PP, pure polypropylene, and HDPP composites have their interface connection improved with the use of oxygen plasma [23–25].

According to the research, plasma therapy is a viable method for enhancing matrix-fiber phase interaction. Recycled carbon fibre has similar mechanical capabilities to normal carbon fibre without the high price tag. It is also better for the environment. In order to make recycled carbon fibres commercially viable, more research is needed in this area. The flexural strength, flexural modulus, tensile strength, tensile modulus, and morphological properties of plasma-treated propylene and carbon fibres have not been investigated in any published work. In this research, optimum settings for oven processing were determined by applying various fabrication circumstances. As a last step of verification, plasma treatment was applied to carbon fibres.

2. Materials and methods

2.1. Materials

The matrix material was supplied from Kovai Cheenu and consisted of a hexane-based linear low-density propylene (PP) polymer powder. The density is 0.9370 g/cm³ (ASTM D792) Index of Melt Flow Density: 3.80 Density in Larger Quantities = 0.352 g/cm³. To make chemical barrels and other bulk and freezer containers [26–28]. Propylene and carbon fibres were treated with plasma but not pretreated. Surface treatment with plasma was given to

propylene powder (PPP) using an industrial-use apparatus. Two microwaves, with a combined 2 kW of power, were used to apply the plasma. Treatment with oxygen plasma was performed for 30 s at a gas flow rate of 100 sccm. As was the case previously [28], authors applied the plasma treatment approach.

The PP matrix was filled with recycled carbon fibres that were made from PAN fibres that were 99 % pure and ranged in size from 80 to 350 μm [29]. The fibres measured 8 mm in length, 7 μm in diameter, 1.8 g/cm³ in density, and 250–550 g/L in bulk volume. These fibers are useful in a wide variety of contexts because of their many desirable features, including as higher strength and elasticity, minimal density, heat, abrasion, corrosion, electricity, and electrical conduction.

2.2. Fabrication

Using the hand layup method, composites made of carbon fibre and linear low-density propylene (PP) were created. Carbon fibre (CF) was added to the polypropylene (PP) matrix at 4, 6, 8, 10, 14, and 16 wt% for reinforcement. Before anything else, carbon fibres were mixed with isopropyl alcohol (IPA). Ultrasonication (at 50 °C, 40 kHz for 60 min) was used to combine the PP matrix, IPA, and carbon fibre, and then mechanical stirring was used to distribute the mixture (for 10 min). After removing the isopropyl alcohol by filtering the mixture through filter paper, it was dried in a hot oven with ambient air [30]. To lessen the amount of leftover mixture, the dried powders were sifted before being pressed into 100 × 25 × 3 mm³ silicon molds. The samples were rolled using a roller, then dried in an oven at 180 °C for 20 min before being chilled to room temperature. Both the PP and CF plasma treatments followed the same protocols. The optimal conditions for fabrication were determined by testing temperatures between 180 and 200 °C and times ranging from 20 to 60 min. Plasma-treated polypropylene improved matrix/fiber adhesion [31,32].

3. Method of testing

Tensile test was done using a UTM set at a 6 cm gauge length and a speediness of 6 mm/min. The results of all mechanical tests were averaged among ten different samples. A three-point bending test was conducted at a speediness of 2 mm/min using the same ASTM D 790 standard equipment to assess flexural properties

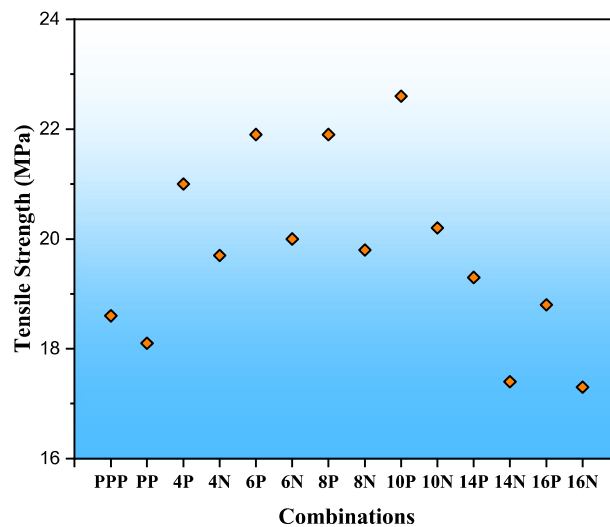


Fig. 1. TS of carbon fiber/PP composites.

[33,34]. After subjecting the material to tensile testing, the distribution and adhesion of carbon fibres within the PE matrix were examined. The chromium layer was sputtered off so that the electron beams could penetrate the material without causing any charge. The working voltage ranged from 1 to 5 kV, and the working distance was measured from 5.4 to 10 mm.

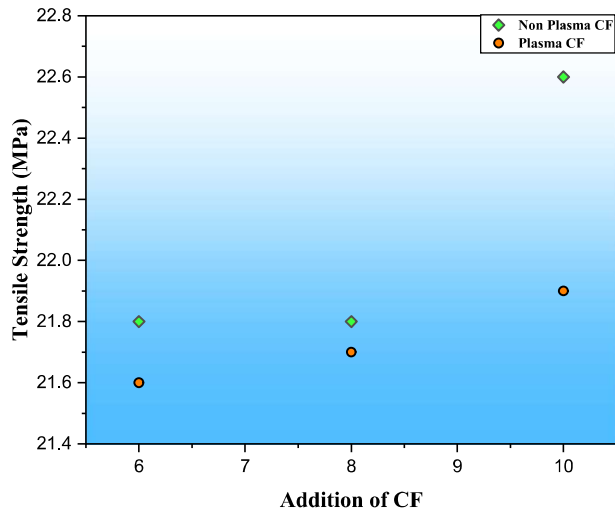


Fig. 2. Comparison of tensile strength of plasma and non-plasma composites.

4. Results

4.1. Tensile testing

As an outcome of plasma treatment, the tensile strength of carbon fibre (CF)/polypropylene (PP) composites was significantly improved. The first combination of plasma treatment without carbon fibre yielded less spectacular tensile results (2.94 %). Two types of PP, plasma-treated (PPP) and untreated (PP), are shown in Fig. 1. Plasma-treated PP (denoted as 4P) and untreated PP (denoted as 4N) both have a CF of 4%. Like 6P and 6N, 8P and 8N, 10P and 10N refer to CF concentrations of 6, 8, and 10 wt% in plasma- and non-plasma-treated polypropylene. Similar rules apply to the other permutations (14P, 14N, 16P, and 16N) treated with oxygen plasma has been demonstrated to have improved wettability, leading to better matrix adhesion with fillers.

The fundamental mechanism of the oxygen plasma therapy was etching, which also stimulated the surface. This indicates that polymer powder wettability can be improved without introducing oxygen groups. The creation of polar groups was made possible by the plasma and was made possible by the brief duration of the plasma treatment [35,36]. Additional abrasion was created on the PP composites through prolonged exposure, making their surfaces rougher. Improved adherence and application were achieved through oxygen plasma treatment of the polymers.

The highest tensile strength was attained at 22.6 MPa with 10 wt% CF, while improvements in characteristics reached as high as 13.46 % in comparison to non-plasma PP with the similar quantity of Carbon fiber. The tensile strength properties dropped from 19.4 MPa to 18.3 MPa when carbon fibres were added at 14 and

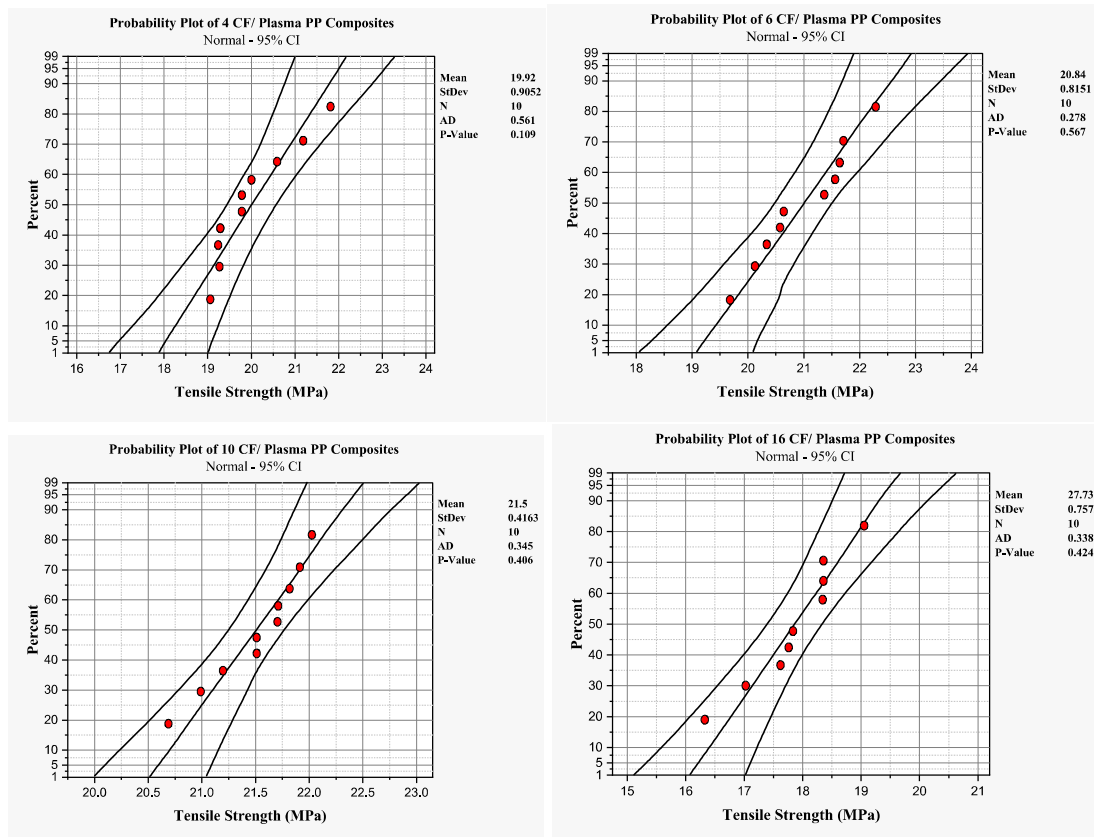


Fig. 3. Normal probability plot for TS: (a) 4 % Carbon Fiber/plasma PP, (b) 6 % Carbon Fiber/plasma PP, (c) 10 % Carbon Fiber/plasma PP and (d) 16 % Carbon Fiber/plasma PP combinations.

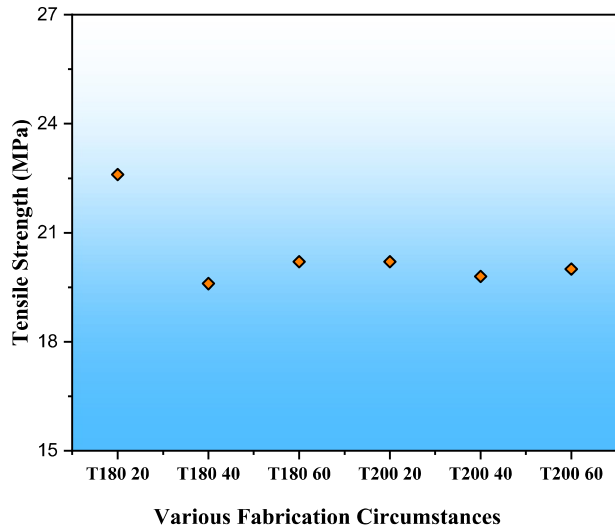


Fig. 4. TS of 10 wt% CF/plasma PP under Various Fabrication Circumstances.

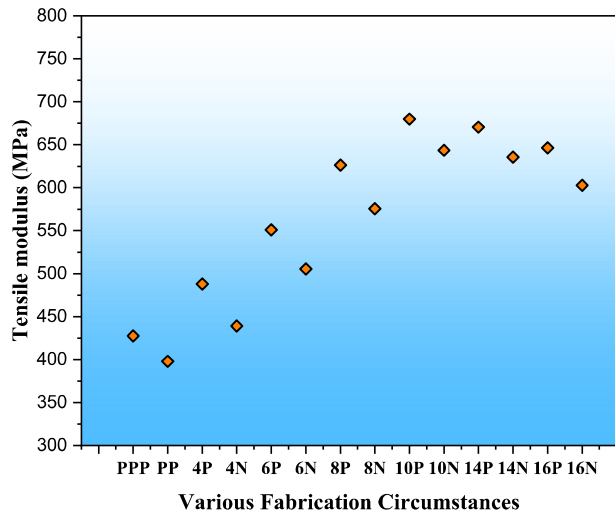


Fig. 5. Comparison of tensile modulus of CF/PP composites.

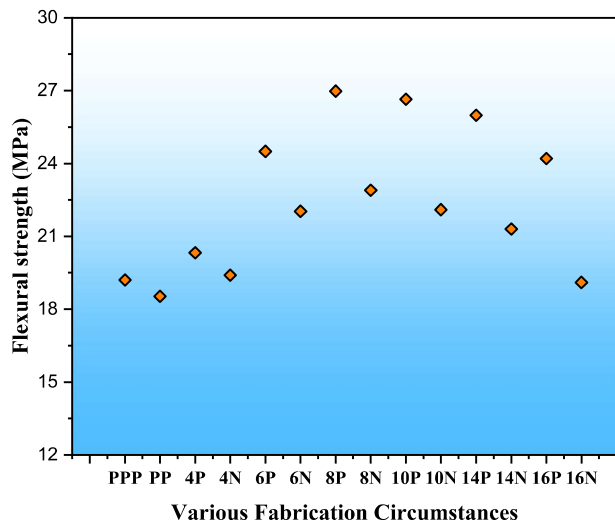


Fig. 6. Comparison of flexural strength of carbon fiber/PP composites.

16 wt%. Agglomeration of CF with plasma-treated and untreated PP led to decreased tensile strength. No additional increase in tensile strength of the PP composites was seen after including plasma-treated CF with plasma PP (Fig. 2). With the addition of 6, 8, and 10 wt% CF, the tensile strength dropped to 21.6 MPa, 21.7 MPa, and 21.9 MPa, respectively, after plasma treatment of CF.

Fig. 3 is a normal probability plot values of TS measurements for 4, 6, 10, and 16 wt% carbon fiber with plasma PP, all of which are within the allowable range. In terms of tensile strength, the combination of CF and PP with 10 wt% CF and plasma treatment yielded the best results, with a value of 21.8 MPa. Several iterations of composite combinations were tried, each with a unique set of fabrication parameters. The first round of tests were run at 180 °C for 20 min (or "T 180 20"). A similar range of temperatures and times was used for the T180 40, T180 60, T200 20, T200 40, and T200 60 fabrication circumstances. There was a decline in characteristics across the board for all fabrication circumstances except T180 20. Fig. 4.

Fig. 5 displays the dramatic increase in tensile modulus characteristics of the Carbon Fiber/PP composite after plasma treatment of the propylene and carbon fibre insertion. Tensile modulus values of 488, 551.1, 626.2, and 679.8 MPa were attained by incorporating carbon fibres into plasma-treated PP at 4, 6, 8, and 10 wt%, respectively. Incorporating the same amount of carbon fibre into non-plasma-treated PP resulted in improved characteristics. At 10 wt % Carbon Fiber with plasma PP, both the TS and TM improved. TM characteristics were shown to decrease with increasing CF content between 14 and 16 wt.

4.2. Flexural testing

Fig. 6 demonstrates that similar to the tensile characteristics, the FS of CF/PP composite rises with PPP and CF insertion. FS was somewhat increased from the starting combination's 18.53–19.2 MPa after plasma treatment to PP.

The flexural characteristics of a composite made from plasma propylene powder and 4 wt% carbon fibres were improved from 19.47 MPa to 20.45 MPa. With plasma-treated PP incorporating carbon fibres at 6, 8, and 10 wt%, similar improvements in flexural characteristics were reported. The combination of plasma-treated polypropylene and 8 % carbon fibre reached a maximum flexural strength of 26.19 MPa.

Flexural characteristics at 25.54 MPa were nearly identical in PP treated with 10 wt% CF/plasma. Flexural strength for 14 and 16 wt

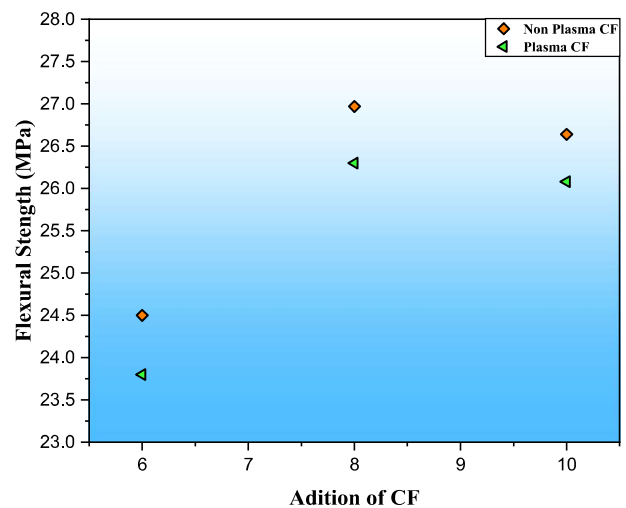


Fig. 7. FS of Carbon fibers/plasma PP composites.

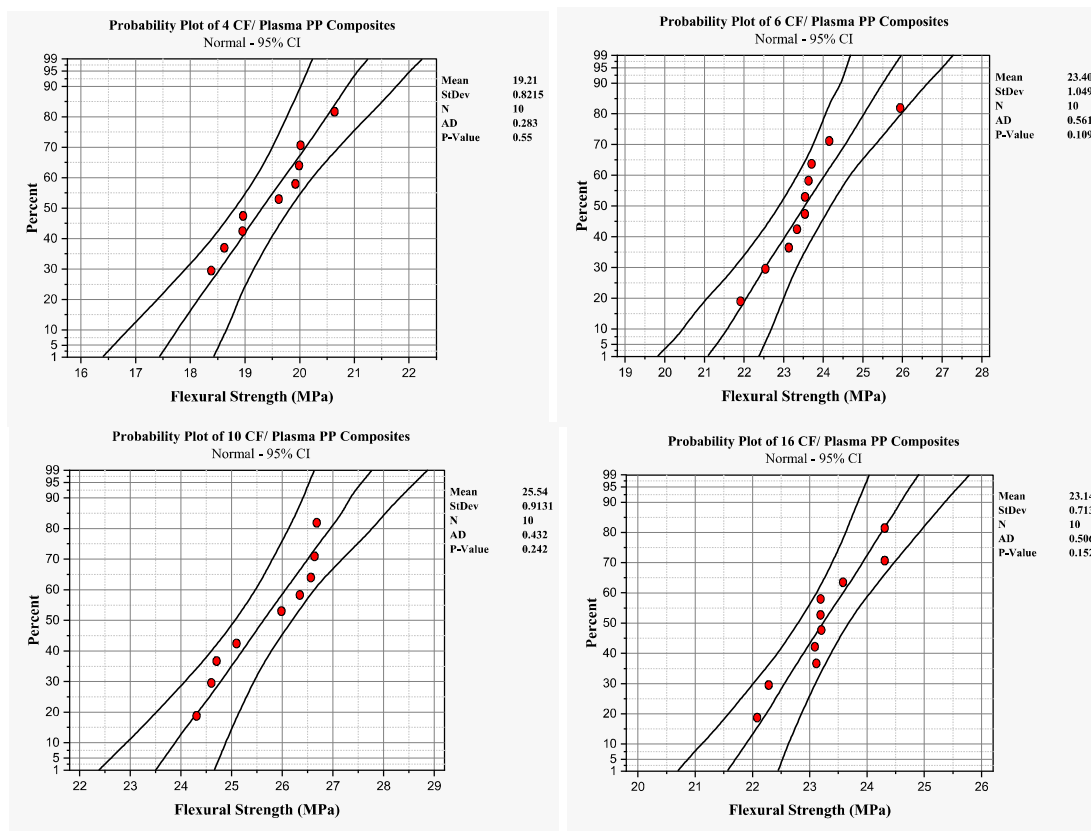


Fig. 8. Normal probability plot for FS: (a) 4 % Carbon Fiber/plasma PP, (b) 6 % Carbon Fiber/plasma PP, (c) 10 % Carbon Fiber/plasma PP and (d) 16 % Carbon Fiber/plasma PP combinations.

% CF with plasma-treated PP was lowered to 25.98 and 24.2 MPa. Polar groups including hydroxyl, carbonyl, and carboxyl were found to be present when oxygen was treated with plasma. Functional groups can be added to or interlocked with the surface of polymers by inducing the production of polymer chains containing free radicals, as observed in the presence of these polar groups. This would have improved the composites' adhesion, which in turn would have helped activate the polymer surface. The flexural characteristics of the polymer composites were diminished due to the agglomeration of carbon fibres [37,38]. Incorporating plasma-treated PP into 14 and 16 wt% CF improved the characteristics compared to adding the same amount of carbon fibre to untreated PP. The results of adding 6, 8, and 10 % CF to plasma-treated PP-based composites showed no significant increase in FS (Fig. 7). The flexural properties of plasma-treated 6, 8, and 10 wt% CF/plasma PP were reduced from 24.5 to 23.8 MPa, 27.29 to 26.3 MPa, and 26.64 to 26.08 MPa, respectively, when equated to the similar carbon Fiber combination without plasma/PP. When the filler and matrix stopped interacting so strongly, the combination's FS dropped. Flexural strength in 4, 6, 10, and 16 wt% carbon fiber with plasma PP all fall within the acceptable range of fluctuation, as indicated in Fig. 8's normal probability plot. The PP matrix's enhanced mechanical characteristics were the result. Increased adhesive in the fiber phase with reduced void after plasma treatment in PP is seen in images as well, improving the polymer composites' tensile and flexural capabilities.

Fig. 9 shows that the CF-based composites' flexural modulus tends to improve after plasma treatment of the PP. With the same amount of carbon fibre added to either the pure PP matrix or plasma-treated PP, it is evident that the qualities associated with the flexural modulus of the latter improved. Mechanical character-

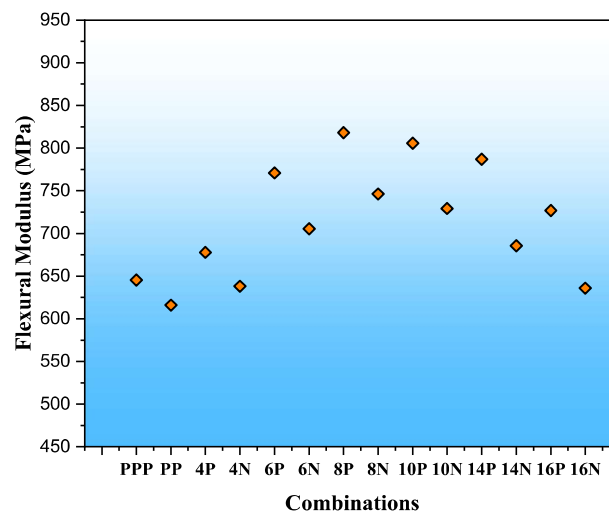


Fig. 9. Flexural modulus of CF/PP composites.

istics were also significantly improved in PP composites thanks to the CF filler. 8 wt% CF/plasma PP showed the highest flexural modulus characteristics, at 816.1 MPa. Neither the treated nor the untreated PP samples underwent any modifications to their functional groups, as shown by the FTIR study (Fig. 10). The extending vibration of Carbon-Hydrogen asymmetric and Carbon-Hydrogen symmetric groups account for the peaks at 2965 cm^{-1} and 2847 cm^{-1} for both PP samples. C-H group deformation vibration also contributed to the peak at 1508 cm^{-1} . Fig. 11 from the XPS

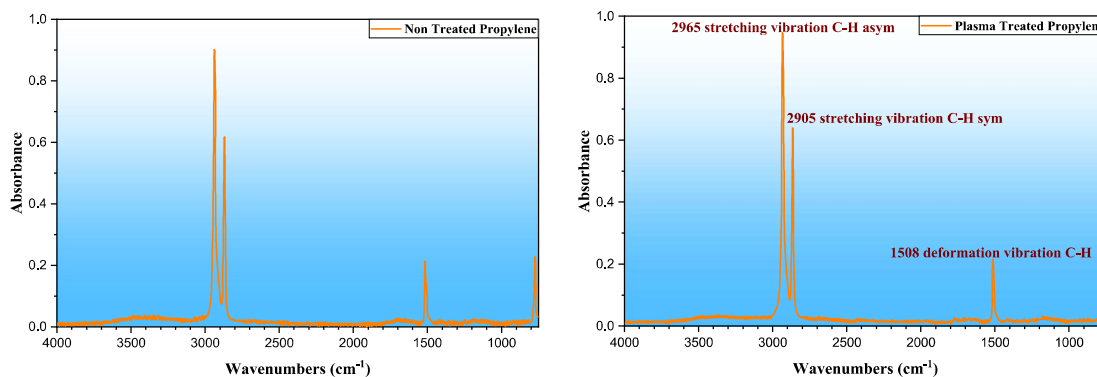


Fig. 10. FTIR spectrum analysis of untreated and plasma-treated polypropylene (PP) samples.

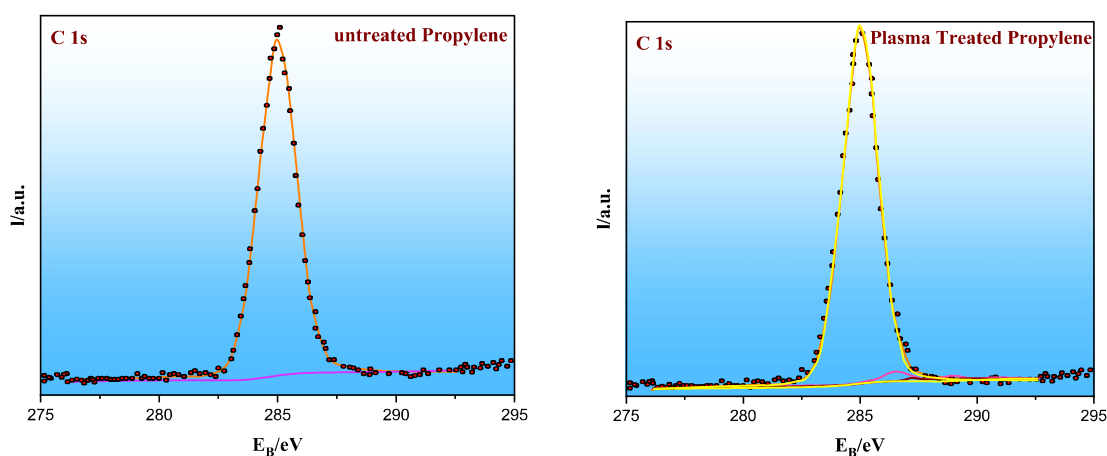


Fig. 11. XPS outcomes of PP powder: (a) untreated PP, (b) plasma-treated PP.

analysis clearly demonstrates that the concentration of O–C=O groups in the PP that was treated with plasma for 30 s is significantly lower than predicted. In Fig. 11, the yellow line represents an Oxygen–Carbon = Oxygen bond, the orange line a Carbon–Carbon bond, and the maroon and pink lines, respectively, C=O and C–O bonds.

The percentage of C–O groups was 2.2 %, while the percentage of C=O groups was just 0.6 %. Authors recently reported [39] that functional groups in plasma-treated PE were equivalent to those in untreated PP. During plasma treatment of PP, a single O₂ atom bonds chemically with the polymer surface, resulting in –OH groups and functional groups with richer O₂ [40,41].

5. Conclusions

- Mechanical qualities, such as tensile and flexural strength, were enhanced when plasma-treated PP and CF were incorporated into CF/propylene (PP) composites.
- A greater TS of 22.6 MPa and an increase in characteristics up to 13.46 % were achieved with 10 wt% CF related to non-plasma PP with the similar carbon fiber additions.
- With the accumulation of CF at 14 and 16 wt%, the TS dropped from 19.4 MPa to 18.3 MPa. Carbon fiber aggregation with both plasma-treated and untreated polypropylene led to a decrease in tensile strength.
- When equated to other fabrication conditions, the tensile properties were best under an oven temperature of 180 °C for 20 min.
- Analyzing tensile test results demonstrated enhanced adhesion of carbon fiber filler with plasma polypropylene (PP), with less surface deformations.
- Tensile modulus values of 488 MPa, 551.1 MPa, 626.2 MPa, and 679.8 MPa were attained by incorporating carbon fibres into plasma-treated PP at 4, 6, 8, and 10 wt%, respectively. These numbers were better than those seen for similar quantities of carbon fibre added to PP that hadn't been plasma treated.
- Tensile modulus, including tensile strength, improved at 10 wt% carbon fiber with plasma PP.
- The flexural characteristics of a composite made from plasma propylene powder and 4 wt% carbon fibres were improved from 19.47 MPa to 20.45 MPa. Flexural characteristics were similarly improved in plasma-treated PP containing carbon fibres at 6, 8, and 10 wt%.
- The combination of plasma-treated polypropylene and 8 % carbon fibre reached a highest FS of 26.19 MPa. The FS of 25.54 MPa was nearly equal after adding 10 wt% CF/plasma-treated PP.
- After combining CF with plasma PP, the flexural strength of 14 and 16 wt% decreased to 25.98 MPa and 24.2 MPa.
- The greatest flexural modulus value of 816.1 MPa was achieved with a CF/plasma PP composition containing 8 wt% CF.
- Tensile and flexural characteristics of propylene composites were not improved by oxygen–carbon fiber plasma treatment.
- These mixtures have limited car industry use. The electrical conductivity properties can be examined in further studies.

Data availability

No data was used for the research described in the article.

Declaration of Competing Interest

The authors declare that they have no known competing financial interests or personal relationships that could have appeared to influence the work reported in this paper.

References

- N.S. Alsaiani, K. Shanmugam, H. Mothilal, D. Ali, S.V. Prabhu, Optimization of spraying process via response surface method for fabrication of cellulose nanofiber (CNF) film, *J. Nanomater.* 2022 (2022) 5242808, <https://doi.org/10.1155/2022/5242808>.
- P. Verma, P. Dhurvey, V.P. Sundramurthy, Structural behaviour of metakaolin geopolymer concrete wall-type abutments with connected wing walls, *Adv. Mater. Sci. Eng.* 2022 (2022) 6103595, <https://doi.org/10.1155/2022/6103595>.
- P. Bharathi et al., biogas production from food waste using nanocatalyst, *J. Nanomater.* 2022 (2022) 7529036, <https://doi.org/10.1155/2022/7529036>.
- P. Verma, P. Dhurvey, V.P. Sundramurthy, Potential assessment of E-waste plastic in metakaolin based geopolymer using petrography image analysis, *Adv. Mater. Sci. Eng.* 2022 (2022) 7790320, <https://doi.org/10.1155/2022/7790320>.
- V. Arun et al., Review on Li-Ion battery vs nickel metal hydride battery in EV, *Adv. Mater. Sci. Eng.* 2022 (2022) 7910072, <https://doi.org/10.1155/2022/7910072>.
- S. Premanand, G. Arunkumar, V.P. Sundramurthy, Synthesis and numerical analysis of compliant devices: a topology optimization approach for mechanisms and robotic systems, *Adv. Mater. Sci. Eng.* 2022 (2022) 9827757, <https://doi.org/10.1155/2022/9827757>.
- R. Raj Kumar, G. Prasanna, G.S. Hikku, Parameter optimization for wire-cut electrical discharge machining of stir cast AA6063 alloy/SiC (black and green) using Taguchi method with grey relational analysis, *Mater. Sci. Pol.* 40 (1) (2022) 68–83, <https://doi.org/10.2478/msp-2022-0011>.
- K. Senthamarai, D. Deepak, H. Saravanan, C. Gopikrishnan, S.V. Alagarsamy, C. Chanakyan, Investigations on the wire EDM characteristics of Al matrix composite using TOPSIS method, *Mater. Today Proc.* (2022), <https://doi.org/10.1016/j.matpr.2022.12.130>.
- I. Balasubramanian, R. Maheswaran, Robust design optimisation of constituent mix and WEDM electrical parameters of AA6063/SiC composites, *Int. J. Manuf. Technol. Manag.* 35 (4) (2021) 326–353, <https://doi.org/10.1504/IJMTM.2021.121109>.
- T. Singh, P. Kumar, J.P. Misra, ANFIS for predicting surface roughness in wire electric discharge machining of aerospace material, *Mater. Today Proc.* 28 (2020) 2579–2584, <https://doi.org/10.1016/j.matpr.2020.05.702>.
- T. Singh, P. Kumar, J.P. Misra, Surface roughness prediction modelling for wedm of aa6063 using support vector machine technique, *Mater. Sci. Forum* 969 MSF (2019) 607–612, <https://doi.org/10.4028/www.scientific.net/MSF.969.607>.
- I. Balasubramanian, R. Maheswaran, and J. Godwin, A study on machining parameters for wire electrical discharge machining of circular contouring in stir cast AA6063/SiC composites, *Carbon - Sci. Technol.*, vol. 7, no. 4, pp. 16–27, 2015. [Online]. Available: <https://www.scopus.com/inward/record.uri?eid=2-s2.0-84957800747&partnerID=40&md5=d27738041e99f26a1821dbe41790bbae>.
- T.P. Naik, S. Gairola, P.K. Patowari, I. Singh, Wire electrical discharge machining of AA6063/B4C composite fabricated by stir-casting process, *Mater. Today Proc.* 46 (2021) 10845–10853, <https://doi.org/10.1016/j.matpr.2021.01.806>.
- A. Asgharzadeh, H. Asgharzadeh, A. Simchi, Role of grain size and oxide dispersion nanoparticles on the hot deformation behavior of AA6063: experimental and artificial neural network modeling Investigations, *Met. Mater. Int.* 27 (12) (2021) 5212–5227, <https://doi.org/10.1007/s12540-020-00950-z>.
- A. P. Sekhar, S. Nandy, S. Dey, S. Datta, and D. Das, "Multi-objective genetic algorithm based optimization of age hardening for AA6063 Alloy," in *IOP Conference Series: Materials Science and Engineering*, 2020, vol. 912, no. 5. doi: 10.1088/1757-899X/912/5/052019.
- I. Dinaharan, R. Palanivel, N. Murugan, R.F. Laubscher, Predicting the wear rate of AA6082 aluminum surface composites produced by friction stir processing via artificial neural network, *Multidiscip. Model. Mater. Struct.* 16 (2) (2020) 409–423, <https://doi.org/10.1108/MMMS-05-2019-0102>.
- U. Ali, W. Muhammad, A. Brahmeh, O. Skiba, K. Inal, Application of artificial neural networks in micromechanics for polycrystalline metals, *Int. J. Plast.* 120 (2019) 205–219, <https://doi.org/10.1016/j.ijplas.2019.05.001>.
- B. Stalin, P. Ramesh Kumar, M. Ravichandran, M. Siva Kumar, M. Meignanamoorthy, Optimization of wear parameters using Taguchi grey relational analysis and ANN-TLBO algorithm for silicon nitride filled AA6063 matrix composites, *Mater. Res. Express* 6 (10) (2019), <https://doi.org/10.1088/2053-1591/ab3d90>.
- M. Muthu Krishnan, J. Maniraj, R. Deepak, K. Anganan, Prediction of optimum welding parameters for FSW of aluminium alloys AA6063 and A319 using RSM and ANN, *Mater. Today Proc.* 5 (1) (2018) 716–723, <https://doi.org/10.1016/j.matpr.2017.11.138>.
- P. B. S. Kumar, R. Hushein, K. Logesh, and K. Inbarasan, "Experimental investigation and mechanical characterization of carbon nanotubes/AA6063 Aluminium metal matrix composite using stir casting method," *Int. J. Mech. Eng. Technol.*, vol. 8, no. 8, pp. 1383–1400, 2017, [Online]. Available: <https://www.scopus.com/inward/record.uri?eid=2-s2.0-85029121335&partnerID=40&md5=5a45e2d7eb61fe03d713f04d0d802bb6>.
- M. Altin Karataş, M.A. Biberici, Statistical analysis of WEDM machining parameters of Ti-6Al-4V alloy using taguchi-based grey relational analysis and artificial neural network, *Exp. Tech.* (2022), <https://doi.org/10.1007/s40799-022-00601-5>.
- U.M.R. Paturi, S. Cheruku, S. Salike, V.P.K. Pasunuri, N.S. Reddy, Estimation of machinability performance in wire-EDM on titanium alloy using neural networks, *Mater. Manuf. Process.* 37 (9) (2022) 1073–1084, <https://doi.org/10.1080/10426914.2022.2030875>.
- M.R. Phate, S.B. Toney, V.R. Phate, Multi-parametric optimization of WEDM using artificial neural network (ANN)-based PCA for Al/SiCp MMC, *J. Inst. Eng. Ser. C* 102 (1) (2021) 169–181, <https://doi.org/10.1007/s40032-020-00615-1>.
- M. Arunadevi, C.P.S. Prakash, Predictive analysis and multi objective optimization of wire-EDM process using ANN, *Mater. Today Proc.* 46 (2020) 6012–6016, <https://doi.org/10.1016/j.matpr.2020.12.830>.
- G. Ramanan, J. Edwin Raja Dhas, and K. S. Jai Alultrin, Multi response prediction of machining process parameters using artificial neural network, *Int. J. Mech. Eng. Technol.*, vol. 8, no. 5, pp. 866–876, 2017, [Online]. Available: <https://www.scopus.com/inward/record.uri?eid=2-s2.0-85020179973&partnerID=40&md5=ab53b53be276cfd36e90c8119b6cc65e>.
- H.R. Gurupavan, T.M. Devegowda, H.V. Ravindra, G. Ugrasen, Estimation of machining performances in WEDM of aluminium based metal matrix composite material using ANN, *Mater. Today Proc.* 4 (9) (2017) 10035–10038, <https://doi.org/10.1016/j.matpr.2017.06.316>.
- V.R. Surya, K.M.V. Kumar, R. Keshavamurthy, G. Ugrasen, H.V. Ravindra, Prediction of machining characteristics using artificial neural network in wire EDM of Al7075 based in-situ composite, *Mater. Today Proc.* 4 (2) (2017) 203–212, <https://doi.org/10.1016/j.matpr.2017.01.014>.
- B. Naga Raju, K. Ramji, P. Srinivasa Rao, and V. S. R. K. Prasad, Study of influence of process parameters on surface roughness of AMMCs in wire electrical discharge machine, *ARPN J. Eng. Appl. Sci.*, vol. 10, no. 4, pp. 1595–1601, 2015, [Online]. Available: <https://www.scopus.com/inward/record.uri?eid=2-s2.0-84924910685&partnerID=40&md5=c2a10be62cc083648767a781dce6a92>.
- P. Sivaprakasam, P. Hariharan, Modeling the machining parameters of micro wire electrical discharge machining of AL 2024 T351, *Appl. Mech. Mater.* 367 (2013) 466–470, <https://doi.org/10.4028/www.scientific.net/AMM.367.466>.
- P. Shandilya, P.K. Jain, N.K. Jain, Neural network based modeling in wire electric discharge machining of SiC p/6061 aluminum metal matrix composite, *Adv. Mater. Res.* 383–390 (2012) 6679–6683, <https://doi.org/10.4028/www.scientific.net/AMR.383-390.6679>.
- R. Vijayaraj, S. Gowri, Study on parametric influence, optimisation and modelling in micro-WEDM of Al alloy, *Int. J. Abras. Technol.* 3 (2) (2010) 157–164, <https://doi.org/10.1504/IJAT.2010.032841>.
- P. Umar Singh, A. Thakur, R. Rana, R. Lal, Development and characterization of AA6063 matrix composite reinforced with B4C, graphite and groundnut shell powder, *Mater. Today Proc.* (2022), <https://doi.org/10.1016/j.matpr.2022.12.186>.
- K. Bector, M. Singh, D. Pandey, R. Butola, R.M. Singari, Study of residual stresses in multi-pass friction stir processed surface composites, *Adv. Mater. Process. Technol.* 8 (3) (2022) 2716–2730, <https://doi.org/10.1080/2374068X.2021.1939983>.
- A. Magarajan, S. Suresh Kumar, Effect of ceramic particles reinforcement on the ballistic resistance of friction stir processed thick AA6061 surface composite targets, *Proc. Inst. Mech. Eng. Part C J. Mech. Eng. Sci.* 235 (15) (2021) 2782–2794, <https://doi.org/10.1177/0954406220954465>.
- P. Manikanta, B.V.R. Reddy, M.S. Kumar, M. Chaitanya, A.D. Sushanth, Friction stir processed AA6063 with B4C - Graphite hybrid surface composite and its mechanical behaviour, *Int. J. Mech. Prod. Eng. Res. Dev.* 8 (3) (2018) 679–684, <https://doi.org/10.24247/ijmperdjun201873>.
- M. Narimani, B. Lotfi, Z. Sadeghian, Evaluation of the microstructure and wear behaviour of AA6063-B4C/TiB2 mono and hybrid composite layers produced by friction stir processing, *Surf. Coatings Technol.* 285 (2016) 1–10, <https://doi.org/10.1016/j.surfcoat.2015.11.015>.
- D. Amirtharaj, G. Rajamurugan, S. Sivachidambaram, and D. Dinesh, Effect of tool geometry on surface modification of aluminium 6063 by friction stir processing, *ARPN J. Eng. Appl. Sci.*, vol. 10, no. 12, pp. 5391–5394, 2015, [Online]. Available: <https://www.scopus.com/inward/record.uri?eid=2-s2.0-84937053810&partnerID=40&md5=4dcd1484774a98041a40b4aa13967b94>.
- X.-G. Chen, M. da Silva, P. Gougeon, L. St-Georges, Microstructure and mechanical properties of friction stir welded AA6063-B4C metal matrix composites, *Mater. Sci. Eng. A* 518 (1–2) (2009) 174–184, <https://doi.org/10.1016/j.msea.2009.04.052>.

- [39] C. Pratap, P. Chandra, R. Butola, A. Shukla, Fabrication and characterization of AA6063/B4C metal matrix surface nanocomposite using friction stir processing, *ECS J. Solid State, Sci. Technol.* 11 (3) (2022), <https://doi.org/10.1149/2162-8777/ac5c81>.
- [40] P. Gopi Krishnan et al., Study on effect of welding speed on friction stir welded aluminium metal matrix hybrid composite, *J. Ceram. Process. Res.* 22 (5) (2021) 483–489, <https://doi.org/10.36410/jcpr.2021.22.5.483>.
- [41] R. Srinivasan, B. Suresh Babu, P. Prathap, R. Whenish, R. Soundararajan, G. Chandramohan, Optimization of friction stir welding process parameters on AA 6063-SiC-B4C hybrid metal matrix composites by genetic algorithm, *J. Ceram. Process. Res.* 22 (1) (2021) 16–24, <https://doi.org/10.36410/jcpr.2021.22.1.16>.